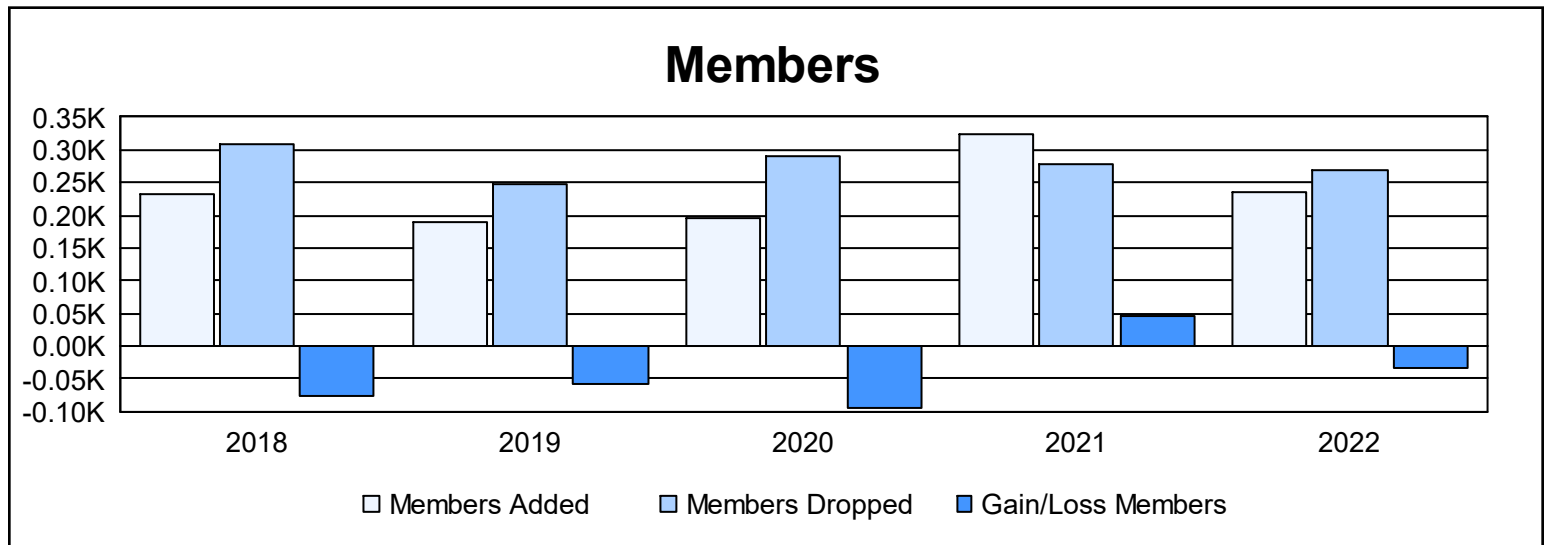
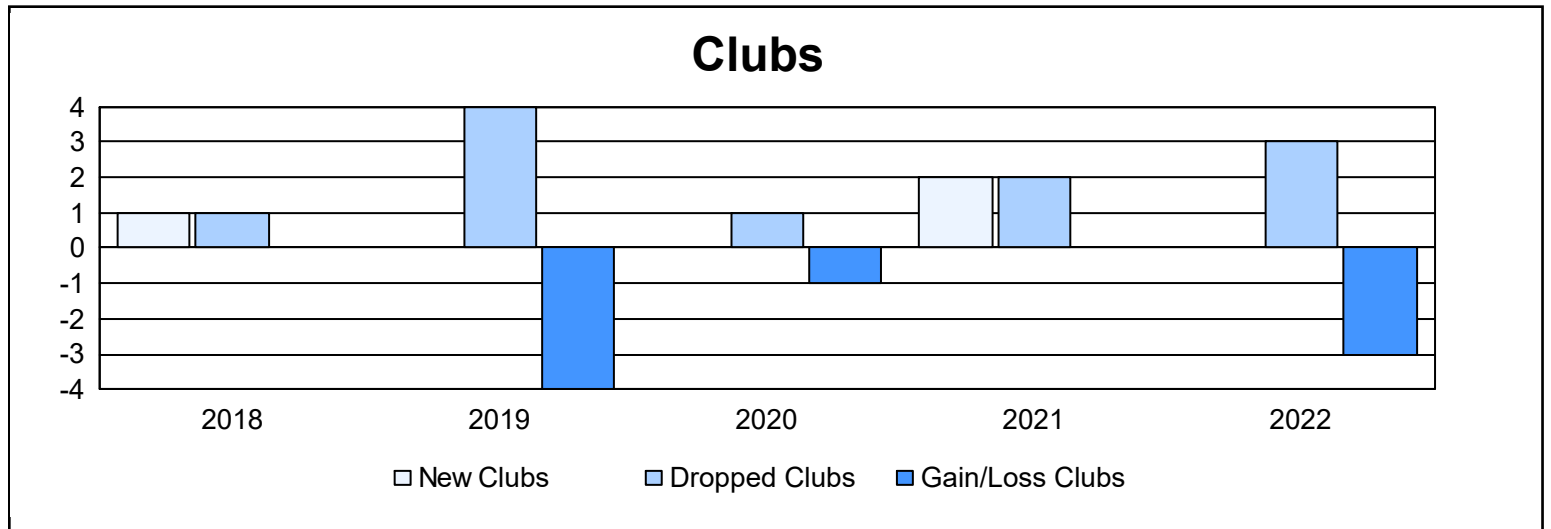
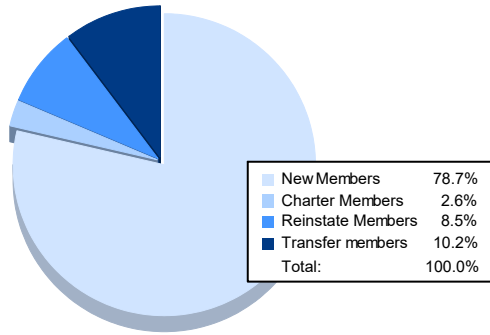


Year	New Clubs	Dropped Clubs	Gain/ Loss Clubs	New Members	Charter Members	Reinstate Members	Transfer Members	Total Member Added	Total Members Dropped	Gain/ Loss Members
2017-2018	1	1	0	170	27	14	22	233	309	-76
2018-2019	0	4	-4	153	4	11	22	190	249	-59
2019-2020	0	1	-1	101	4	66	24	195	289	-94
2020-2021	2	2	0	210	75	19	20	324	279	45
2021-2022	0	3	-3	185	6	20	24	235	268	-33
<b>Average</b>	<b>1</b>	<b>2</b>	<b>-2</b>	<b>164</b>	<b>23</b>	<b>26</b>	<b>22</b>	<b>235</b>	<b>279</b>	<b>-43</b>



### Membership Composition June 2022 Cumulative



### Gender Composition June 2022 Cumulative

